






# My First Book Club

Explore. Discover. Imagine. Share.

## Start Your Own Book Club!

Have you ever discovered a new book, author, or series that you love so much, you want to talk about it with other people? My First Book Club will give you everything you need to do just that! We have instructions on starting a book club, fun and easy tips for running a book club meeting, and resources for finding new books.

At Candlewick, we believe that book friends are the best friends!



# For Adults Helping Book-Clubbers

My First Book Club helps newly independent and developing readers discover new books, authors, and series. It also provides them with ideas and materials to host fun book club meetings. The tips are written to allow elementary students to organize and run their own clubs, but most will need some assistance getting started and running the meetings.

That's where you come in! Please read over these materials, remembering that they are just suggestions—each group should tailor their club to their own needs. No two book clubs are alike, which is one of the wonderful things about them!

If you are an educator, perhaps the book club can meet during free reading time once a month?

If you are a librarian, a book club could be a great monthly event for families—you'll know best what days and times work for your community.

If you are a parent, be creative in thinking about possible members. A virtual book club is a great way for kids to stay connected to cousins, camp friends, or contacts from other social, religious, or community groups.

We hope you'll find this kit helpful as you assist young book lovers! Candlewick has My First Book Club pencils, stickers, and journals available in limited supply; to request those and to submit questions or suggestions, please reach out to [MyFirstBookClub@candlewick.com](mailto:MyFirstBookClub@candlewick.com).



# For Book Club Hosts

## How to Get Started

- Pick your first book! Take a look at the titles on [www.MyFirstBookClub.com](http://www.MyFirstBookClub.com) and decide which one you'd like to read and talk about.
- You may need some help from an adult. Enlist a family member, teacher, coach, or librarian to help you reach out to other friends or classmates.
- Decide if you want your club to meet in person or virtually. Remember that book club members can be kids you see every day (classmates, siblings, neighbors, teammates) or friends who live far away (camp friends, cousins, pen pals).
- Invite people to join! You can put up flyers (a sample is in this kit), ask an adult to send emails to parents, or make an announcement in class.



## How to Host

Each meeting should have a designated host. Usually the person organizing the club hosts the first meeting, then everyone takes a turn. You can go in alphabetical order, birthday order, or any other way.

- Let everyone know what book you'll be discussing. Give them plenty of time to check it out from the library or get it at the bookstore. If you have a school or library-based book club, be sure to let the teacher or librarian know what book you'll be reading.
- Prepare discussion topics for the book club. An unguided conversation can be fun, but it's also good to have some questions ready. You can find discussion questions and activities for all the books on [www.MyFirstBookClub.com](http://www.MyFirstBookClub.com), so be sure to take a look at those and print them out or send links to members.
- Book-themed snacks can be really fun! If you are meeting in person, you can bring a snack to share that has some connection to your book. Be sure to check on any food allergies, and suggest everyone bring their own water bottle.
- If you are meeting in person, plan how you'll set up the space. Will you sit in chairs? On a rug? If you are meeting remotely, decide which video call platform you'll use and make sure everyone has access to it. Also be sure to send out the meeting link ahead of time.


# For Book Club Hosts

## How to Prepare for the Meeting

- This might be obvious, but . . . read the book! It can be helpful to read it a few times before the book club meets. Feel free to read with an adult, and invite them to attend the meeting!
- Take notes on things you liked or questions you have. Use Post-it notes to mark the pages you want to discuss.
- Make it fun! Dress up like your favorite character or prepare trivia questions for other book club members to answer. If you are meeting virtually, prepare a backdrop or room setup tied to the book.
- Do some research. Look at the author's and/or illustrator's website to find out fun facts about them that you can share with your book club mates.

## It's Time to Meet!

- Be on time and ready to talk.
- Show respect for other members by letting them speak without interruption and being thoughtful about how you respond. Remember that what makes discussing books so fun are the many different interpretations and points of view!
- As a group, you can decide what book to read next time. Check out [www.MyFirstBookClub.com](http://www.MyFirstBookClub.com) for ideas.
- Pick the next date and time that you'll meet. Be sure to give everyone enough time to find and read the next book.



# Calling All Book Lovers!

\_\_\_\_\_

is starting a book club and wants you to join!


## We Are Reading

Date: \_\_\_\_\_

Time: \_\_\_\_\_

Location: \_\_\_\_\_

\_\_\_\_\_



Print out or draw the book cover here!



Questions? Ask \_\_\_\_\_

Print these name tags on a sheet of blank labels or on cardstock and cut them out.



## My First Book Club

Explore. Discover. Imagine. Share.

Hello! My name is

My favorite book character is

Illustration copyright © 2016 by Juana Medina



## My First Book Club

Explore. Discover. Imagine. Share.

Hello! My name is

My favorite book character is

Illustration copyright © 2016 by Juana Medina



## My First Book Club

Explore. Discover. Imagine. Share.

Hello! My name is

My favorite book character is

Illustration copyright © 2016 by Juana Medina



## My First Book Club

Explore. Discover. Imagine. Share.

Hello! My name is

My favorite book character is

Illustration copyright © 2016 by Juana Medina



## My First Book Club

Explore. Discover. Imagine. Share.

Hello! My name is

My favorite book character is

Illustration copyright © 2016 by Juana Medina



## My First Book Club

Explore. Discover. Imagine. Share.

Hello! My name is

My favorite book character is

Illustration copyright © 2016 by Juana Medina



## My First Book Club

Explore. Discover. Imagine. Share.

Hello! My name is

My favorite book character is

Illustration copyright © 2016 by Juana Medina



## My First Book Club

Explore. Discover. Imagine. Share.

Hello! My name is



My favorite book character is

Illustration copyright © 2016 by Juana Medina

Print and decorate these bookmarks at your book club meeting.  
If you print on cardboard or cardstock, they'll last longer!



# My First Book Club

Explore.  
Discover.  
Imagine.  
Share.




# My First Book Club

Explore.  
Discover.  
Imagine.  
Share.



# My First Book Club

Explore.  
Discover.  
Imagine.  
Share.





# My Book Club Reading Log



DATE	TITLE	RATING
		★ ★ ★ ★ ★
		★ ★ ★ ★ ★
		★ ★ ★ ★ ★
		★ ★ ★ ★ ★
		★ ★ ★ ★ ★
		★ ★ ★ ★ ★
		★ ★ ★ ★ ★
		★ ★ ★ ★ ★
		★ ★ ★ ★ ★
		★ ★ ★ ★ ★
		★ ★ ★ ★ ★
		★ ★ ★ ★ ★
		★ ★ ★ ★ ★
		★ ★ ★ ★ ★
		★ ★ ★ ★ ★
		★ ★ ★ ★ ★
		★ ★ ★ ★ ★
		★ ★ ★ ★ ★
		★ ★ ★ ★ ★
		★ ★ ★ ★ ★
		★ ★ ★ ★ ★
		★ ★ ★ ★ ★
		★ ★ ★ ★ ★